
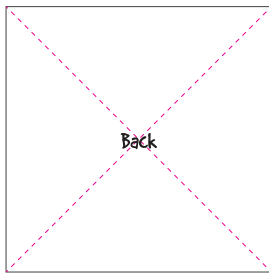


Create your own origami Fortune Teller and have fun making a crazy patterned cow.



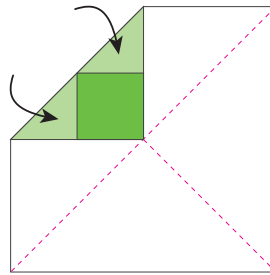
Instructions:

Step 1.



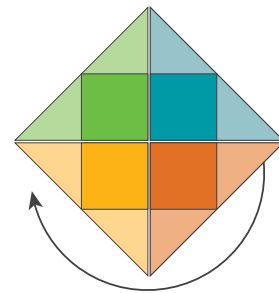
Fold diagonally to form a triangle, then unfold and fold in the other direction.

Step 2.



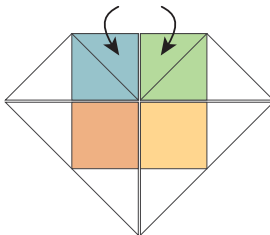
Fold each corner into the center.

Step 3.



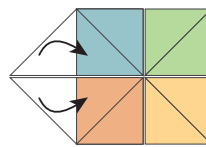
Flip the paper over to the other side.

Step 4.



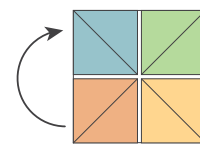
Now fold all the new corners into the center.

Step 5.



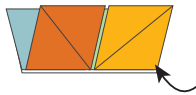
Four coloured squares should be facing you.

Step 6.



Fold the square in half from the bottom to the top to form a rectangle.

Step 7.



Put thumbs and forefingers under each flap.

Step 8.



Bring fingers together towards the middle.

How to play:

Step 1: Get your friend to choose from the numbers 1-4 on the outside, e.g. 2 = Jersey

Step 2: open the game opposite ways so that it matches the number your friend has chosen, e.g. 2 = open one way for 1, open the other way for 2.

Step 3: Leaving the game open, get your friend to choose another number from the inside, e.g. 7 = blue.

Step 4: Repeat Step 2 using the new chosen number.

Step 5: Leaving the game open, get your friend to choose another number from the ones they can see.

Step 6: open the flap to see what pattern their cow will have, e.g. zig zags.

Step 7: Now join the information in order from all 3 stages to see what your friend's crazy cow will look like, e.g. Jersey cow with blue zig zags.